



2022-23 Texas Academic Performance Report (TAPR)

District Name: HURST-EULESS-BEDFORD ISD

Campus Name: KEYS H S



Campus Number: 220916005

This page is intentionally blank.



Texas Education Agency
 2022-23 STAAR Performance (TAPR)
 KEYS H S (220916005) - HURST-EULESS-BEDFORD ISD - TARRANT COUNTY

	School Year	State	District	Campus	African American	Hispanic	White	American Indian	Asian	Pacific Islander	Two or More Races	Special Ed (Current)	Special Ed (Former)	Continuously Enrolled	Non-Continuously Enrolled	Econ Disadv	EB 3 EL (Current & Monitored)
--	-------------	-------	----------	--------	------------------	----------	-------	-----------------	-------	------------------	-------------------	----------------------	---------------------	-----------------------	---------------------------	-------------	-------------------------------



This campus is not rated on Progress (TAPR).

Texas Education Agency
 2022-23 Bilingual Education/English as a Second Language (Current EB Students/EL) (TAPR)
 KEYS H S (220916005) - HURST-EULESS-BEDFORD ISD - TARRANT COUNTY

	School Year	State	District	Campus	Total Bilingual Education	BE-Trans Early Exit	BE-Trans Late Exit	BE-Dual Two-Way	BE-Dual One-Way	ALP Bilingual (Exception)	Total ESL	ESL Content-Based	ESL Pull-Out	ALP ESL (Waiver)	EB/EL with Parental Denial	Never EB/EL	Total EB/EL (Current)	Monitored & Former EB/EL
At Masters Grade Level	2023	27%	41%	25%	-	-	-	-	-	-	*	-	*	-	-	29%	*	*
	2022	30%	47%	30%	-	-	-	-	-	-	*	-	*	-	-	33%	*	*

* Indicates results are masked due to small numbers to protect student confidentiality.
 - Indicates there are no students in the group.
 Blank cell indicates there are no data available in the group.

Texas Education Agency
 2022-23 STAAR Participation (TAPR)
 KEYS H S (220916005) - HURST-EULESS-BEDFORD ISD - TARRANT COUNTY

	State	District	Campus	African American	Hispanic	White	American Indian	Asian	Pacific Islander	Two or More Races	Special Ed (Current)	Special Ed (Former)	Continuously Enrol2	0.808	0.894	rg	0.808	0.855	0.894

Texas Education Agency
 2022-23 Attendance, Graduation, and Dropout Rates (TAPR)
 KEYS H S (220916005) - HURST-EULESS-BEDFORD ISD - TARRANT COUNTY

	State	District	Campus	African American	Hispanic	White	American Indian	Asian	Pacific Islander	Two or More Races	Special Ed	Econ Disadv	EB/EL
Attendance Rate													
2021-22	92.2%	94.2%	82.8%	82.2%	82.8%	84.0%	-	*	*	*	89.6%	81.2%	*
2020-21	95.0%	97.4%	93.4%	93.3%	91.7%	96.0%	483.4	0.28	13.1	re B* 0 d 1 J l j 0 d 0 J j 600.91	483.4	0.14	13.1 re B* 0 d 1 t5'



Texas Education Agency
 2022-23 Attendance, Graduation, and Dropout Rates (TAPR)
 KEYS H S (22091805) - FIRST-EULESS-BEFORE ISD - TARRANT COUNTY

0.0%

	State	District	Campus	African American	Hispanic	White	American Indian	Asian	Islander	Pacific	Two or More Races	Special Ed	Econ Disadv	EB/EL
Class of 2022	88.0%	88.0%	0.0%	0.0%	0.0%	0.0%	-	*	*	*	0.0%	0.0%	0.0%	0.0%
Class of 2021	85.7%	86.3%	0.6%	0.0%	0.0%	2.0%	*	*	0.0%	0.0%	0.0%	0.0%	0.0%	0.0%



Texas Education Agency
 2022-23 Graduation Profile (TAPR)
 KEYS H S (220916005) - HURST-EULESS-BEDFORD ISD - TARRANT COUNTY

	Campus Count	Campus Percent	District Count	State Count
Graduatesf(2021-22 Annual Graduates)				
Total Graduates	170	100.0%	1,665	368,686
By Ethnicity:				
African American	40	23.5%	331	45,227
Hispanic	61	35.9%	516	191,125
White	56	32.9%	556	103,171
American Indian	0	0.0%	5	1,159
Asian	4	2.4%	133	18,794
Pacific Islander	4	2.4%	45	569
Two or More Races	5	2.9%	79	8,641
By Graduation Type:				
Minimum H.S. Program	0	0.0%	0	433
Recommended H.S. Program/Distinguished Achievement Program	0	0.0%	0	134
Foundation H.S. Program (No Endorsement)	170	100.0%	230	51,023
Foundation H.S. Program (Endorsement)	0	0.0%	0	14,179
Foundation H.S. Program (DLA)	0	0.0%	1,435	302,917
Special Education Graduates				
Special Education Graduates	25	14.7%	105	32,447
Economically Disadvantaged Graduates	111	65.3%	882	194,571
Emergent Bilingual (EB)/English Learner (EL) Graduates	13	7.6%	123	40,398
At-Risk Graduates	92	54.1%	697	159,689
CTE Completers	1	0.6%	144	107,502

Texas Education Agency
 2022-23 College, Career, and Military Readiness (CCMR) (TAPR)
 KEYS H S (220916005) - HURST-EULESS-BEDFORD ISD - TARRANT COUNTY

Academic Year	State	District	Campus	African American	Hispanic	White	American Indian	Asian	Pacific Islander	Two or More Races	Special Ed	Econ Disadv	EB/EL
2020-21	18.4%	24.1%											

Texas Education Agency
2022-23 CCMR-Related Indicators (TAPR)
KEYS H S (220916005) - HURST-EULESS-BEDFORD ISD - TARRANT COUNTY

	Academic Year	State	District									
--	---------------	-------	----------	--	--	--	--	--	--	--	--	--

Texas Education Agency
 2022-23 CCMR-Related Indicators (TAPR)
 KEYS H S (220916005) - HURST-EULESS-BEDFORD ISD - TARRANT COUNTY

	Academic Year	State	District	Campus	African American	Hispanic	White	American Indian	Asian	Pacific Islander	Two or More Races	Special Ed	Econ Disadv	EB/EL
Social Studies	2022	41.9%	57.5%	-	-	-	-	-	-	-	-	-	-	-
	2021	42.2%	58.1%	-	-	-	-	-	-	-	-	-	-	-
SAT/ACT Results (Annual Graduates)														
Tested	2021-22	71.5%	75.3%	1.2%	5.0%	0.0%	0.0%	-	*	*	0.0%	4.0%	1.8%	0.0%
	2020-21	70.8%	35.3%	1.6%	2.5%	1.7%	0.0%	*	*	0.0%	0.0%	5.9%	2.1%	0.0%
At/Above Criterion for All Examinees	2021-22	32.1%	39.1%	*	*	20.0%	20.0%	20.0%	20.0%	20.0%	20.0%	20.0%	20.0%	20.0%

Texas Education Agency
 2022-23 Other Postsecondary Indicators (TAPR)
 KEYS H S (220916005) - HURST-EULESS-BEDFORD ISD - TARRANT COUNTY

	Academic Year	State	District	Campus	African American	Hispanic	White	American Indian	Asian	Pacific Islander	Two or More Races	Special Ed	Econ Disadv	EB/EL
Advanced/Dual-Credit Course Completion (Grades 9-12)														
Any Subject	2021-22	44.2%	37.8%	0.0%	0.0%	0.0%	0.0%	-	*	0.0%	0.0%	0.0%	0.0%	0.0%
	2020-21	42.5%	39.3%	0.5%	0.0%	1.5%	0.0%	*	*	0.0%	0.0%	0.0%	0.0%	0.0%
English Language Arts	2021-22	16.6%	15.3%	0.0%	0.0%	0.0%	0.0%	-	*	0.0%	0.0%	0.0%	0.0%	0.0%
	2020-21	16.3%	15.7%	0.0%	0.0%	0.0%	0.0%	*	*	0.0%	0.0%	0.0%	0.0%	0.0%
Mathematics	2021-22	19.9%	13.8%	0.0%	0.0%	0.0%	0.0%	-	*	0.0%	*	0.0%	0.0%	0.0%



Texas Education Agency
 2022-23 Student Information (TAPR)
 KEYS H S (220916005) - HURST-EULESS-BEDFORD ISD - TARRANT COUNTY

Student Information	Membership				Enrollment			
	Campus				Campus			
	Count	Percent						

Texas Education Agency
 2022-23 Student Information (TAPR)
 KEYS H S (220916005) - HURST-EULESS-BEDFORD ISD - TARRANT COUNTY

Student Information	Membership				Enrollment			
	Campus		District	State	Campus		District	State
	Count	Percent			Count	Percent		
Students w/ Dyslexia	0	0.0%	5.3%	5.5%	0	0.0%	5.3%	5.5%
Foster Care	0	0.0%	0.1%	0.2%	0	0.0%	0.1%	0.2%
Homeless								



Texas Education Agency
 2022-23 Student Information (TAPR)
 KEYS H S (220916005) - HURST-EULESS-BEDFORD ISD - TARRANT COUNTY

Student Information	--Non-Special Education Rates--			---Special Education Rates---		
	Campus	District	State	Campus	District	State
Retention Rates by Grade:						
Kindergarten	-	3.9%	1.5%	-	5.5%	4.5%
Grade 1	-	3.1%	2.5%	-	4.9%	3.6%
Grade 2	-	1.0%	1.6%	-	2.2%	2.0%
Grade 3	-	0.7%	0.8%	-	1.8%	0.9%
Grade 4	-	0.2%	0.5%	-	0.0%	0.5%
Grade 5	-	0.5%	0.3%	-	0.8%	0.4%
Grade 6	-	0.1%	0.3%	-	0.4%	0.4%
Grade 7	-	0.3%	0.4%	-	0.0%	0.5%
Grade 8	-	0.5%	0.4%	-	1.0%	0.5%
Grade 9	0.0%	2.2%	8.7%	0.0%	2.7%	12.6%

Class Size Averages by Grade and Subject
 (Derived from teacher responsibility records):

Class Size Information	Campus	District	State
Elementary:			
Kindergarten	-	19.8	18.7
Grade 1	-	21.9	19.1
Grade 2	-	21.6	19.1
Grade 3	-	21.8	19.3
Grade 4	-	21.2	19.4
Grade 5	-	21.8	20.8
Grade 6	-	24.3	19.2
Secondary:			
English/Language Arts	-	16.1	16.2
Foreign Languages	-	19.8	18.8
Mathematics	-	18.6	17.5
Science	-	19.8	18.5
Social Studies	-	23.0	18.9

Texas Education Agency
 2022-23 Staff Information (TAPR)
 KEYS H S (220916005) - HURST-EULESS-BEDFORD ISD - TARRANT COUNTY

Staff Information	----- Campus -----		District	State
	Count/Average	Percent		
Total Staff	19.4	100.0%	100.0%	100.0%
Professional Staff:	17.4	89.7%	67.8%	64.1%
Teachers	13.8	71.0%	53.1%	48.7%
Professional Support	2.6	13.5%	10.8%	10.9%
Campus Administration (School Leadership)	1.0	5.1%	2.8%	3.3%
Educational Aides:	2.0	10.3%	9.3%	11.3%
Librarians and Counselors (Headcount):				
Full-time Librarians	0.0	n/a	25.0	4,258.0
Part-time Librarians	0.0	n/a	0.0	646.0
Full-time Counselors	1.0	n/a	43.0	13,815.0
Part-time Counselors	0.0	n/a	1.0	1,240.0
Total Minority Staff:	3.2	16.3%	34.1%	53.2%
Teachers by Ethnicity:				
African American	2.2	15.7%	7.9%	11.8%
Hispanic	0.0	0.0%	14.2%	29.6%
White	11.6	84.3%	73.7%	54.9%
American Indian	0.0	0.0%	0.8%	0.3%
Asian	0.0	0.0%	2.2%	2.0%
Pacific Islander	0.0	0.0%	0.7%	0.1%
Two or More Races	0.0	0.0%	0.5%	1.2%
Teachers by Sex:				
Males	5.2	37.5%	18.8%	24.4%
Females	8.6	62.5%	Females	

Females

Females

Texas Education Agency
 2022-23 Staff Information (TAPR)
 KEYS H S (220916005) - HURST-EULESS-BEDFORD ISD - TARRANT COUNTY

	----- Campus -----		District	State
Staff Information	Count/Average	Percent	District	State
Number of Students per Teacher	2.7	n/a	15.8	14.8

Staff Information	Campus	District	State
Experience of Campus Leadership:			
Average Years Experience of Principals	4.0	7.1	6.1
Average Years Experience of Principals with District	4.0	6.7	5.3
Average Years Experience of Assistant Principals	0.0	5.9	5.2
Average Years Experience of Assistant Principals with District	0.0	4.9	4.4
Average Years Experience of Teachers:			
Average Years Experience of Teachers	18.3	12.1	11.0
Average Years Experience of Teachers with District:	13.2	7.2	6.9
Average Teacher Salary by Years of Experience (regular duties only):			
Beginning Teachers	-	\$54,086	\$53,300
1-5 Years Experience	-	\$61,192	\$56,516
6-10 Years Experience	\$65,752	\$65,223	\$59,732
11-20 Years Experience	\$69,073	\$67,626	\$63,389
21-30 Years Experience	\$71,564	\$72,115	\$67,876
Over 30 Years Experience	\$85,302	\$83,071	\$72,560
Average Actual Salaries (regular duties only):			
Teachers	\$70,732	\$65,943	\$60,717
Professional Support	\$79,520	\$75,325	\$72,022
Campus Administration (School Leadership)	\$124,799	\$100,517	\$85,167
Instructional Staff Percent:			
	n/a	67.9%	65.1%
Contracted Instructional Staff (not incl. above):			
	0.0	2.3	2,105.4

	---- Campus ----		District	State
Program Information	Count	Percent	District	State
Teachers by Program (population served):				

